

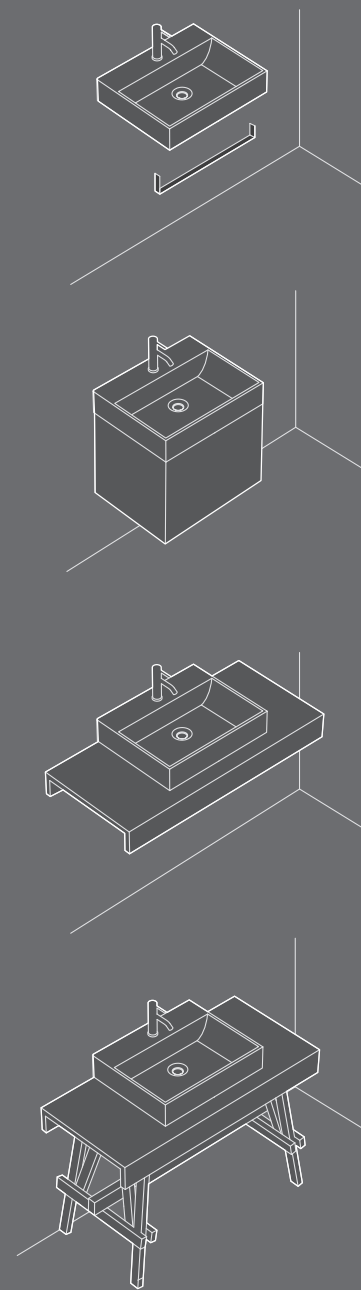
PLUS DESIGN



GALASSIA 172
Italy



PLUS DESIGN



GALASSIA 173
Italy

ESTETICA / Aesthetics / Estética / Esthétique

Riduzione degli spessori del bordo perimetrale dei lavabi per un'estetica più attuale.

Reduction of the washbasins edges' thickness for a more contemporary aesthetics.

Reducción del espesor del borde del lavabo para una estética más moderna.

Réduction de l'épaisseur du bord des lavabos pour une esthétique plus moderne.

PILETTA

Piletta di scarico realizzata in acciaio inox

Stainless steel drain.

Valvula de descarga en acero inoxidable.

Bonde en acier inoxydable.




AFFIDABILITÀ / Reliability / Fiabilidad / Fiabilité

Ogni lavabo è testato per garantire la massima solidità e resistenza meccanica di 150 kg.

Each washbasin is tested to ensure the maximum strength and mechanical resistance of 150 kg.

Cada lavabo se testa para asegurar la máxima solidez y resistencia mecánica de 150 kg.

Chaque lavabo est testé pour garantir la résistance maximale et la résistance mécanique de 150 kg.



ADATTABILITÀ / Adaptability / Adaptabilidad / Adaptabilité

Vasta gamma di lavabi realizzati in più formati.

A wide range of washbasins made in several sizes.

Amplia gama de lavabos realizados en más dimensiones.

Large gamme de lavabos fabriqués en plusieurs dimensions.



QUALITÀ / Quality / Calidad / Qualité

Utilizzo di un nuovo smalto ceramico che rende le superfici più brillanti, levigate, durevoli nel tempo e più resistenti al calcare e ai batteri.

Use of a new ceramic glaze which makes surfaces more brilliant, polished, durable and resistant to limestone and bacteria.

Uso de un nuevo esmalte cerámico que hace la superficie más brillante, lisa, duradera en el tiempo y más resistente a la cal y bacterias.

Utilisation d'un nouveau vernis céramique qui rend les surfaces plus brillantes, lisses, durables dans le temps et plus résistantes au calcaire et aux bactéries.

100



100x48

Lavabo. Installazione sospesa/appoggio.

Washbasin. Wall-hung / countertop installation.

Lavabo. Instalación suspendida /de apoyo.

Lavabo. Installation suspendue / à poser.

Art.

6100

Portasciugamani in ottone cromato.

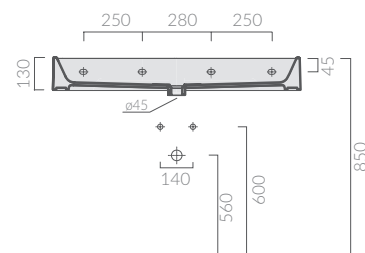
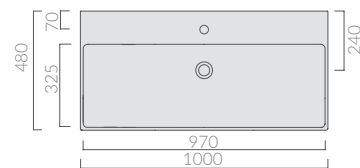
Chromium-plated brass towel rack.

Toallero en latón cromado.

Porte-serviettes en laiton chromé.

Art.

6126



80



80x48

Lavabo. Installazione sospesa/appoggio.

Washbasin. Wall-hung / countertop installation.

Lavabo. Instalación suspendida /de apoyo.

Lavabo. Installation suspendue / à poser.

Art.

6101

Portasciugamani in ottone cromato.

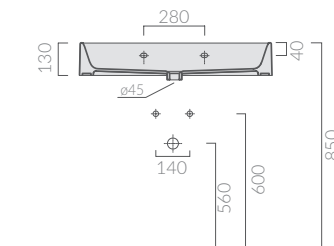
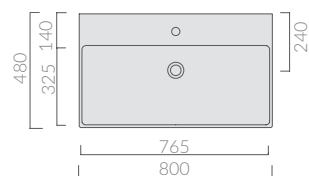
Chromium-plated brass towel rack.

Toallero en latón cromado.

Porte-serviettes en laiton chromé.

Art.

6127



Wc e bidet in abbinamento serie MEG11
 Wc and bidet are MEG11 collection
 Inodoro y bidet son MEG11 colección
 Cuvette et bidet sont MEG11 collection

60



60x48

Lavabo. Installazione sospesa/appoggio.

Washbasin. Wall-hung / countertop installation.

Lavabo. Instalación suspendida /de apoyo.

Lavabo. Installation suspendue / à poser.

Art.

6102

Portasciugamani in ottone cromato.

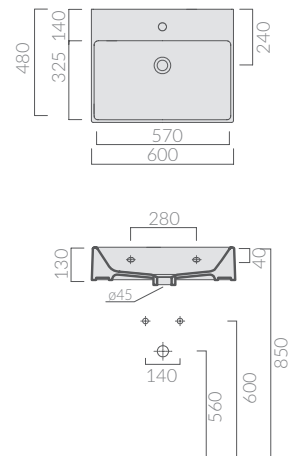
Chromium-plated brass towel rack.

Toallero en latón cromado.

Porte-serviettes en laiton chromé.

Art.

6128



48



48x48

Lavabo. Installazione sospesa/appoggio.

Washbasin. Wall-hung / countertop installation.

Lavabo. Instalación suspendida /de apoyo.

Lavabo. Installation suspendue / à poser.

Art.

6022

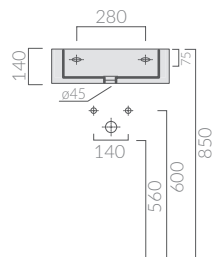
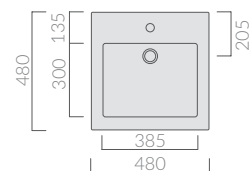
monoforo
1 hole

1 orificio
1 trou

6022SF

senza foro
without hole

sin orificio
sans trou



Portasciugamani in ottone cromato.

Chromium-plated brass towel rack.

Toallero en latón cromado.

Porte-serviettes en laiton chromé.

Art.

6063





120/95

Struttura in legno massello, sabbato e laccato opaco
Solid wooden structure, sandblasted and lacquered matt.
Estructura en madera maciza, lijada y lacada mate.
Structure en bois massif, sablé et laqué mat.

120x52

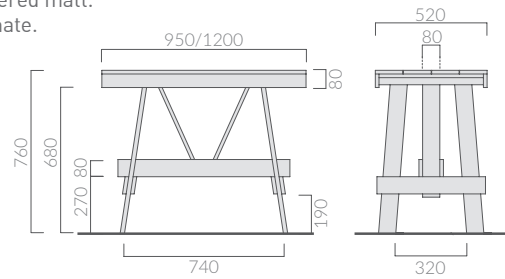
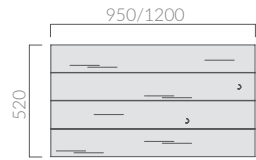
Art.

<input type="checkbox"/>	6123BI	bianco	blanco
		white	blanc

95x52

Art.

<input type="checkbox"/>	6122BI	bianco	blanco
		white	blanc
<input type="checkbox"/>	6122NE	nero	negro
		black	noir



120/95

Mensola sospesa in legno massello, sabbato e laccato opaco
Wall hung shelf in solid wood sandblasted and lacquered matt.
Repisa en madera maciza, lijada y lacada mate.
Étagère en bois massif sablé et laqué mat.

120x52

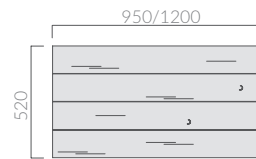
Art.

<input type="checkbox"/>	6121BI	bianco	blanco
		white	blanc

95x52

Art.

<input type="checkbox"/>	6120BI	bianco	blanco
		white	blanc



55

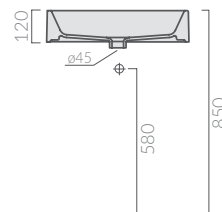
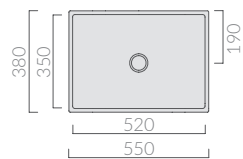


55x38

Lavabo. Installazione appoggio.
Washbasin. Countertop installation.
Lavabo. Instalación de apoyo.
Lavabo. Installation à poser.

Art.

6103	bianco	blanco	white	blanc
6103ON	ottanio	ottanio	ottanio	bleu pétrole
6103SA	sabbia	arena	sand	sable



45

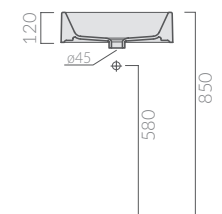
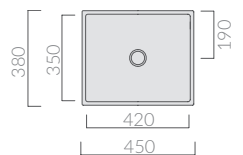


45x38

Lavabo. Installazione appoggio.
Washbasin. Countertop installation.
Lavabo. Instalación de apoyo.
Lavabo. Installation à poser.

Art.

6104	bianco	blanco	white	blanc
6104ON	ottanio	ottanio	ottanio	bleu pétrole
6104SA	sabbia	arena	sand	sable



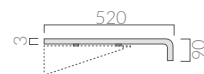
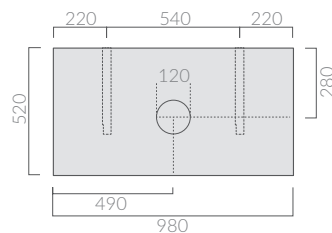
98

98x52

Mensola sospesa in acciaio ossidato chimicamente finitura corten.
Chemically oxidized steel shelf, corten finish.
Repisa de acero oxidado químicamente, acabado corten.
Étagère en acier oxydè chimiquement, finition corten.

Art.

7322	
------	--



Wc e bidet in abbinamento serie MEG11
Wc and bidet are MEG11 collection
Inodoro y bidet son MEG11 colección
Cuvette et bidet sont MEG11 collection



120/95

Struttura in legno massello, sabbiato e laccato opaco
 Solid wooden structure, sandblasted and lacquered matt.
 Estructura en madera maciza, lijada y lacada mate.
 Structure en bois massif, sablé et laqué mat.

120x52

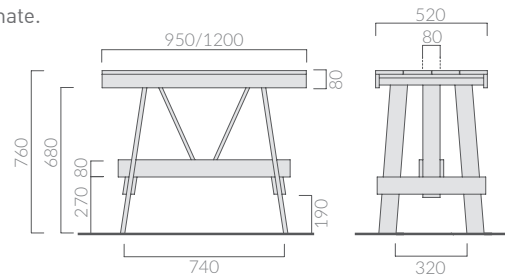
Art.

<input type="checkbox"/>	6123BI	bianco bianco white blanc
--------------------------	--------	------------------------------

95x52

Art.

<input type="checkbox"/>	6122BI	bianco bianco white blanc
<input type="checkbox"/>	6122NE	nero negro black noir



120/95

Mensola sospesa in legno massello, sabbiato e laccato opaco
 Wall hung shelf in solid wood sandblasted and lacquered matt.
 Repisa en madera maciza, lijada y lacada mate.
 Étagère en bois massif sable et laqué mat.

120x52

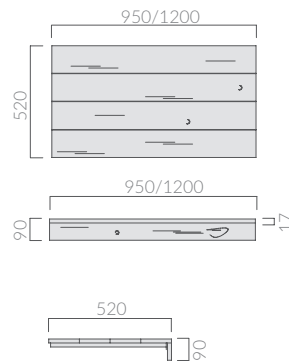
Art.

<input type="checkbox"/>	6121BI	bianco bianco white blanc
--------------------------	--------	------------------------------

95x52

Art.

<input type="checkbox"/>	6120BI	bianco bianco white blanc
--------------------------	--------	------------------------------



60

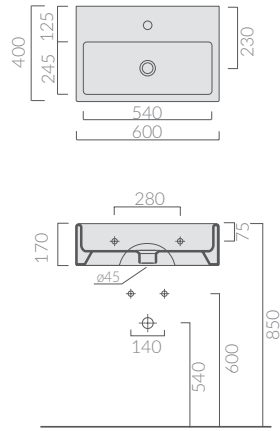


60x40

Lavabo. Installazione sospesa/appoggio.
Washbasin. Wall-hung / countertop installation.
Lavabo. Instalación suspendida /de apoyo.
Lavabo. Installation suspendue / à poser.

Art.

6032M	monoforo 1 tap hole	1 orificio 1 trou
6032	senza foro without tap hole	sin orificio sans trou



50

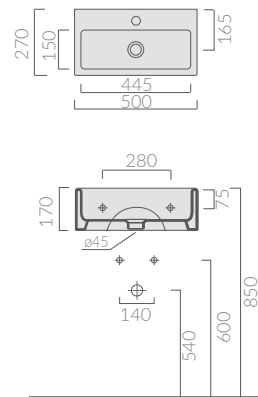


50x27

Lavabo. Installazione sospesa/appoggio.
Washbasin. Wall-hung / countertop installation.
Lavabo. Instalación suspendida /de apoyo.
Lavabo. Installation suspendue / à poser.

Art.

6031M	monoforo 1 tap hole	1 orificio 1 trou
6031	senza foro without tap hole	sin orificio sans trou



40

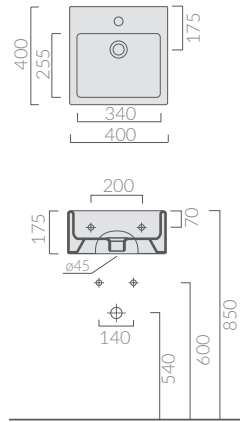


40x40

Lavabo. Installazione sospesa/appoggio.
Washbasin. Wall-hung / countertop installation.
Lavabo. Instalación suspendida /de apoyo.
Lavabo. Installation suspendue / à poser.

Art.

6034M	monoforo 1 tap hole	1 orificio 1 trou
6034	senza foro without tap hole	sin orificio sans trou



30

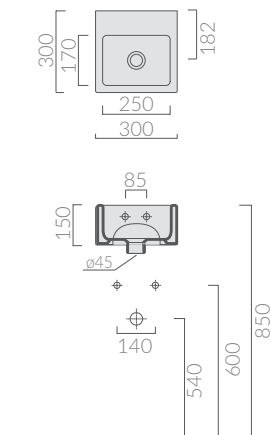


30x30

Lavabo. Installazione sospesa/appoggio.
Washbasin. Wall-hung / countertop installation.
Lavabo. Instalación suspendida /de apoyo.
Lavabo. Installation suspendue / à poser.

Art.

6033M	monoforo 1 tap hole	1 orificio 1 trou
6033	senza foro without tap hole	sin orificio sans trou



75



75x30

Lavabo. Installazione appoggio.
Washbasin. Countertop installation.
Lavabo. Instalación de apoyo.
Lavabo. Installation à poser.

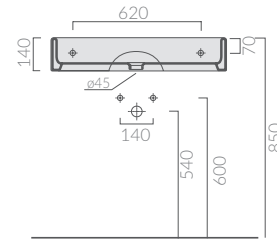
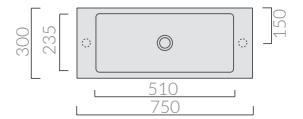
Art.

6036	4 lati smaltati all glazed sides	lados esmaltados 4 côtés émaillés
------	-------------------------------------	--------------------------------------

Lavabo. Installazione sospesa.
Washbasin. Wall-hung installation.
Lavabo. Instalación suspendida.
Lavabo. Installation suspendue.

Art.

6036S		
-------	--	--



55



55x30

Lavabo. Installazione appoggio.
Washbasin. Countertop installation.
Lavabo. Instalación de apoyo.
Lavabo. Installation à poser.

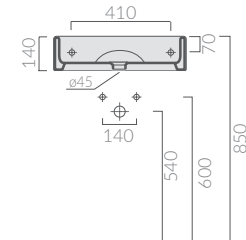
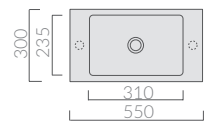
Art.

6035	4 lati smaltati all glazed sides	lados esmaltados 4 côtés émaillés
------	-------------------------------------	--------------------------------------

Lavabo. Installazione sospesa.
Washbasin. Wall-hung installation.
Lavabo. Instalación suspendida.
Lavabo. Installation suspendue.

Art.

6035S		
-------	--	--



40

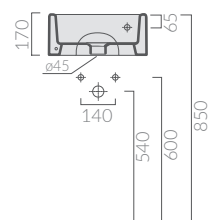
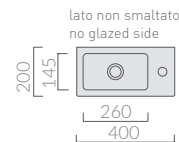


40x20

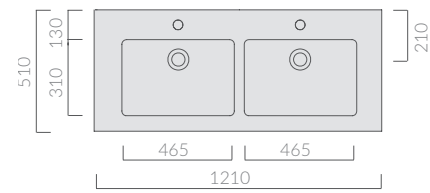
Lavabo. Installazione sospesa/appoggio.
Washbasin. Wall-hung / countertop installation.
Lavabo. Instalación suspendida / de apoyo.
Lavabo. Installation suspendue / à poser.

Art.

6030M	monoforo 1 tap hole	1 orificio 1 trou
6030	senza foro without tap hole	sin orificio sans trou



121

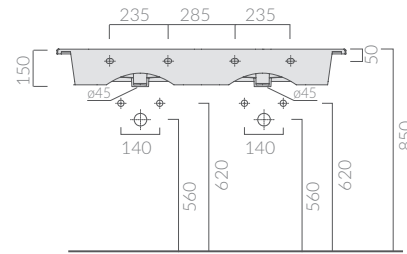


121x51

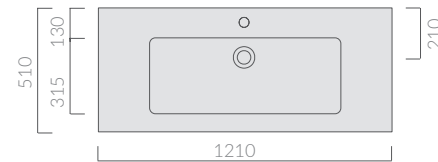

Lavabo. Installazione sospeso/incasso sopra piano
Washbasin. Wall-hung/recessed countertop installation.
Lavabo. Instalación suspendida/encastre sobre plano.
Lavabo. Installation suspendue/à encastrer sur plan.

Art.

2044



121

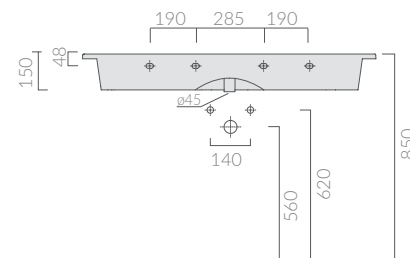


121x51

Lavabo. Installazione sospeso/incasso sopra piano
Washbasin. Wall-hung/recessed countertop installation.
Lavabo. Instalación suspendida/encastre sobre plano.
Lavabo. Installation suspendue/à encastrer sur plan.

Art.

2047



106

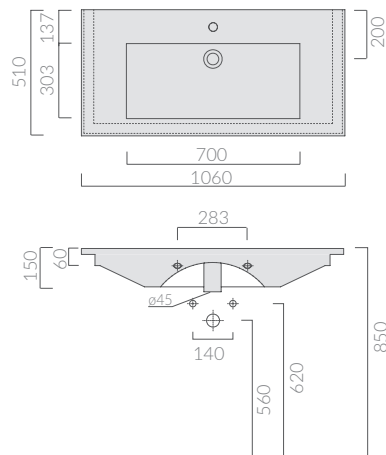


106x51

Lavabo. Installazione sospeso/incasso sopra piano
Washbasin. Wall-hung/recessed countertop installation.
Lavabo. Instalación suspendida/encastre sobre plano.
Lavabo. Installation suspendue/à encastrer sur plan.

Art.

2033



96

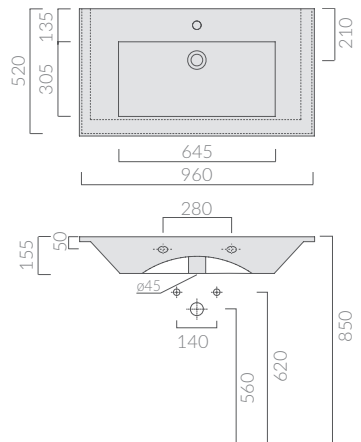


96x52

Lavabo. Installazione sospeso/incasso sopra piano
Washbasin. Wall-hung/recessed countertop installation.
Lavabo. Instalación suspendida/encastre sobre plano.
Lavabo. Installation suspendue/à encastrer sur plan.

Art.

2032



91

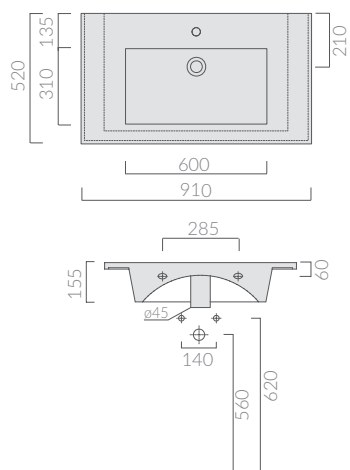


91x52

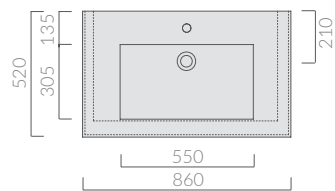
Lavabo. Installazione sospeso/incasso sopra piano
Washbasin. Wall-hung/recessed countertop installation.
Lavabo. Instalación suspendida/encastre sobre plano.
Lavabo. Installation suspendue/à encastrer sur plan.

Art.

2043



86

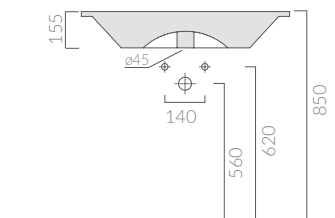


86x52

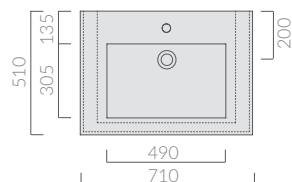
Lavabo. Installazione incasso sopra piano
Washbasin. Recessed countertop installation.
Lavabo. Instalación encastre sobre plano.
Lavabo. Installation à encastrer sur plan.

Art.

2031



71

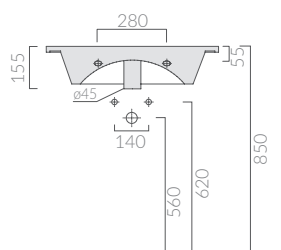


71x51

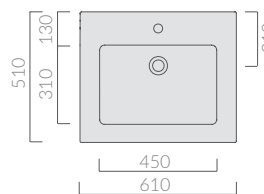
Lavabo. Installazione sospeso/incasso sopra piano
Washbasin. Wall-hung/recessed countertop installation.
Lavabo. Instalación suspendida/encastre sobre plano.
Lavabo. Installation suspendue/à encastrer sur plan.

Art.

2030



61

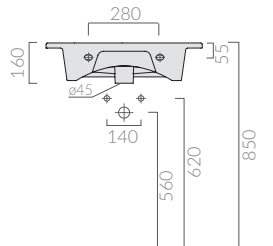


61x51

Lavabo. Installazione sospeso/incasso sopra piano
Washbasin. Wall-hung/recessed countertop installation.
Lavabo. Instalación suspendida/encastre sobre plano.
Lavabo. Installation suspendue/à encastrer sur plan.

Art.

2045



Wc e bidet in abbinamento serie MEG11
Wc and bidet are MEG11 collection
Inodoro y bidet son MEG11 colección
Cuvette et bidet sont MEG11 collection